

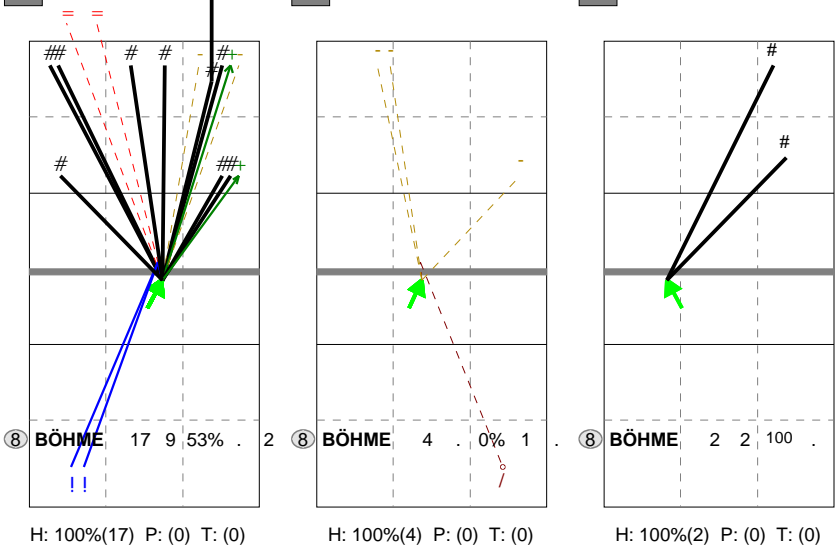
Total Direction Chart analysis

Germany | 8 BÖHME | Atk after Rec | Setter in 1,5,4,2 | AND[---T,6][---H,6][---O,6]

<b>X1</b>	Ind.	*E%	N	#	#%	=	/
	6	41%	17	9	53%	2	0

<b>XC</b>	Ind.	*E%	N	#	#%	=	/
	4	-25	4	0	0%	0	1

<b>X7</b>	Ind.	*E%	N	#	#%	=	/
	10	100	2	2	100	0	0



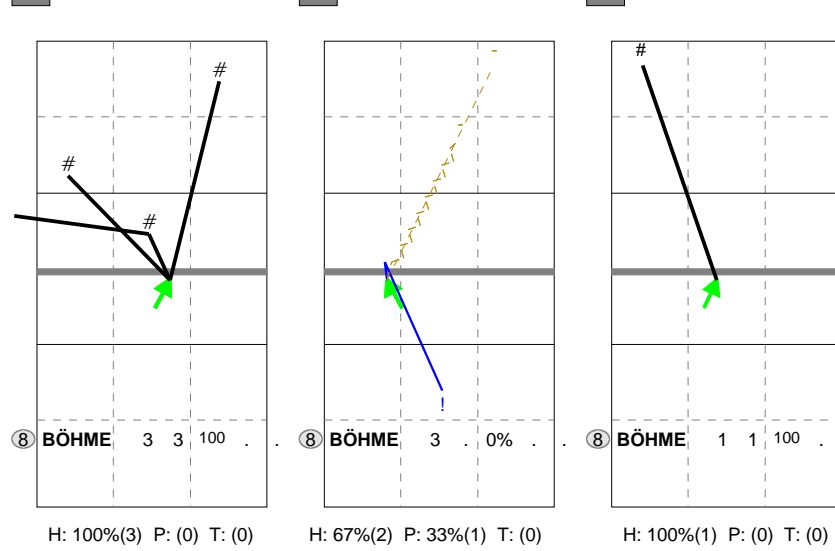
Total Direction Chart analysis

Germany | 8 BÖHME | Transition | AND[\*---AO,6][---AM,6][---AH,6][---T,6]

<b>X1</b>	Ind.	*E%	N	#	#%	=	/
	10	100	3	3	100	0	0

<b>X7</b>	Ind.	*E%	N	#	#%	=	/
	3	-	3	0	0%	0	0

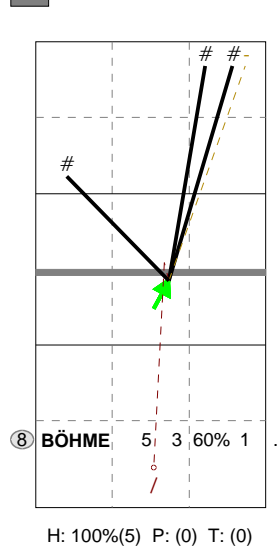
<b>XC</b>	Ind.	*E%	N	#	#%	=	/
	10	100	1	1	100	0	0




Total Direction Chart analysis

Germany | 8 BÖHME | Atk after Rec | Setter in 6,3 |

<b>X1</b>	Ind.	*E%	N	#	#%	=	/
	7	40%	5	3	60%	0	1



Ind.	*E%	N	=	#%	#	/
3	9%	35	4	11%	1	0



<b>XC</b>	Ind.	*E%	N	#	#%	=	/
	6	50%	4	2	50%	0	0

