

Selected match: (6) GRE, GER, BEL, USA, ITA, KOR

Analysis selection

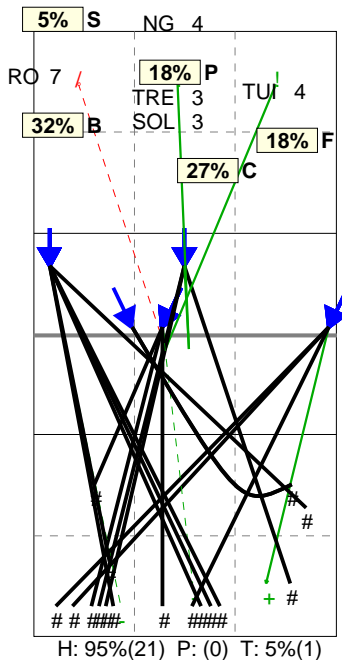
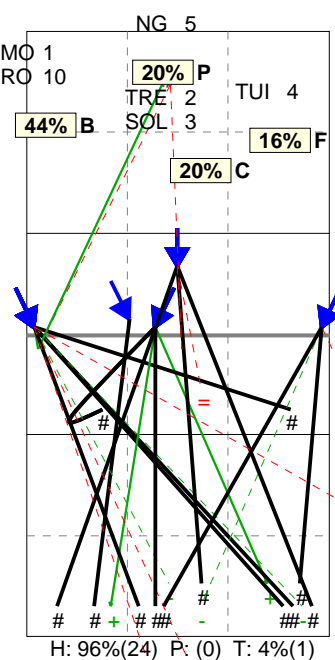
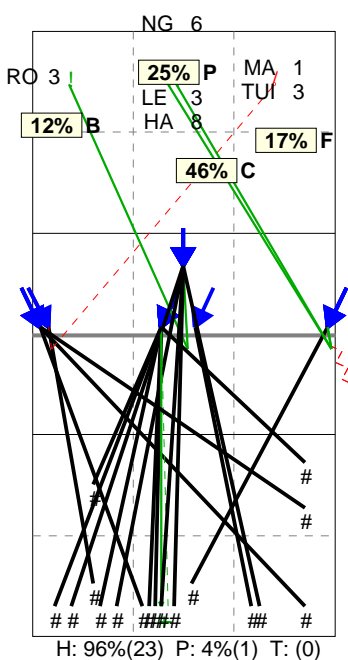
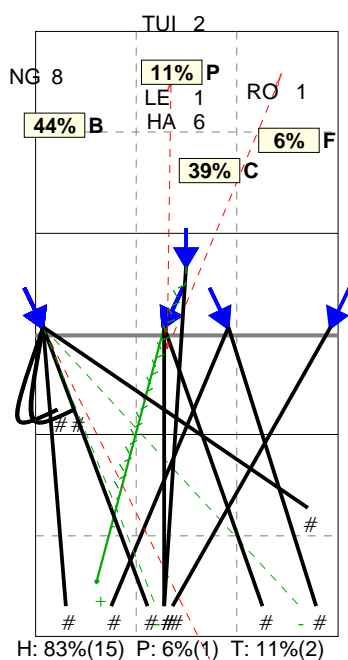
France | Atk after Rec | Rotation detail | OR[*~R~#,1][*~R~+,1];:[13]

S1 Ind. *E% N # #% = /
7 44% 18 11 61% 1 2

S6 Ind. *E% N # #% = /
8 62% 24 17 71% 1 1

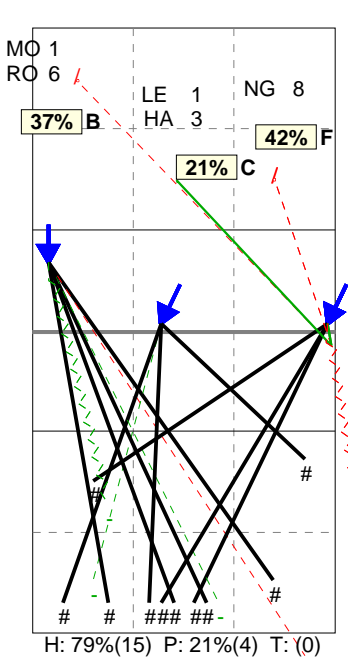
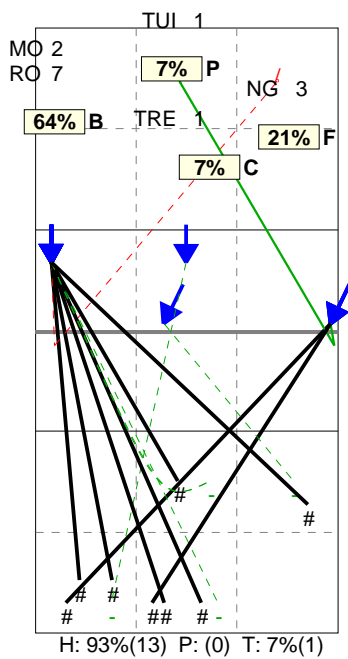
S5 Ind. *E% N # #% = /
6 20% 25 12 48% 5 2

S4 Ind. *E% N # #% = /
8 68% 22 16 73% 0 1



S3 Ind. *E% N # #% = /
7 50% 14 8 57% 0 1

S2 Ind. *E% N # #% = /
6 26% 19 10 53% 2 3



Legend: = (red circle), / (red circle), O (white circle), ▲ (green triangle), ▲ (green triangle), ▲ (green triangle), # (black square), Tip (wavy line), Soft (zigzag line)