Czech Republic	2	21	25	21	31	16	114	05/09/20	Friendly Match	Dohravky
BELARUS 2014	3	25	23	25	29	18	120	18.00.00		Home

S in 1

Zone Chart analysis

Czech Republic | Atk after Rec | Setter in 1 | OR[* R #,1][*

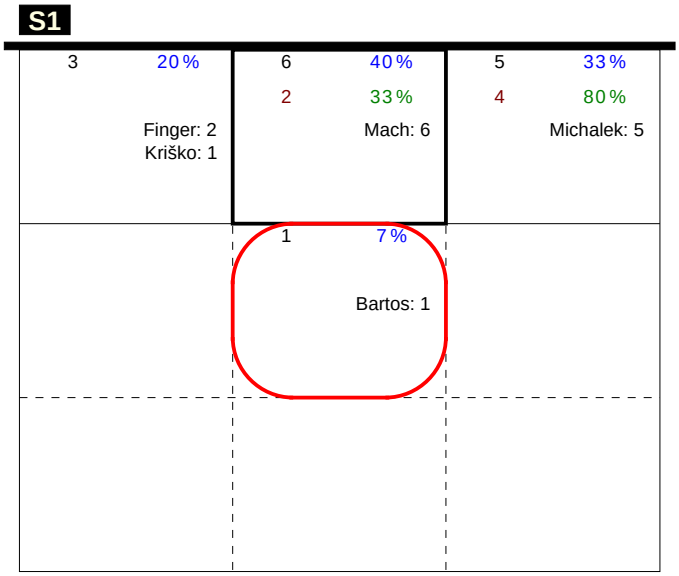

Total events | Total events %
Events # | Events # in %

Direction Chart analysis

Czech Republic | Atk after Rec | Setter in 1 | OR[* R #,1][* R +,1]

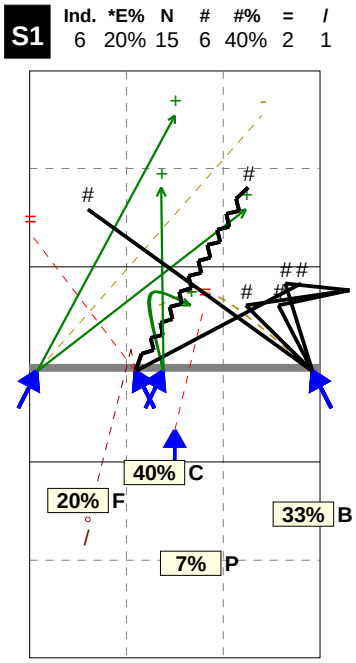

H: 80%(12) P: 7%(1) T: 13%(2)

Player	Skill	Type	S	Set	Ind	*E%	Tot	=	%	BP	pS	/	%	BP	pS	-	%	!	%	+	%	#	%	BP	pS
Team	Reception		1		5	71%	21	2	10%	2	·	2	10%	2	·	·	·	2	10%	8	38%	7	33%	·	·
3 Mach					·	·	1	·	·	·	·	·	·	·	·	·	·	1	100%	·	·	·	·	·	·
12 Juračka					5	71%	7	1	14%	1	·	·	·	·	·	·	·	1	14%	3	43%	2	29%	·	·
14 Bartos					6	67%	3	·	·	·	·	1	33%	1	·	·	·	·	·	·	·	2	67%	·	·
17 Kuliha					4	50%	2	·	·	·	·	1	50%	1	·	·	·	·	·	·	·	1	50%	·	·
19 Michalek					6	88%	8	1	12%	1	·	·	·	·	·	·	·	·	·	5	62%	2	25%	·	·

Zone Chart analysis

Czech Republic | Transition | Setter in 1 | AND[* D #,7][* AO

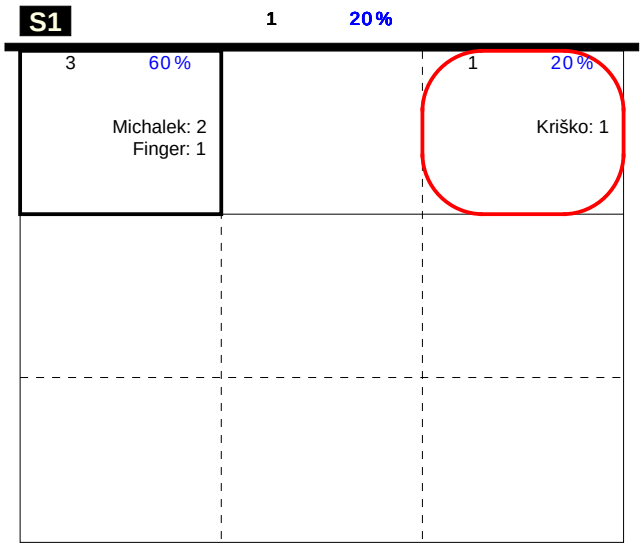

Total events | Total events %
Events # | Events # in %

Direction Chart analysis
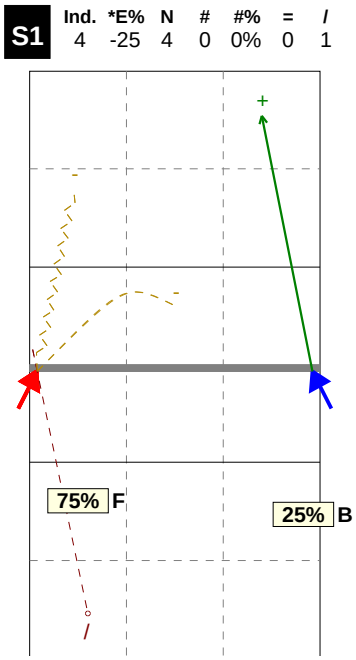
Czech Republic | Transition | Setter in 1 | AND[* D #,7][* AO PR 3,6][* AO P2 3,